





Table of Contents



I ntroduction	3
H ow to Use This Book	4
S cope and Sequence	7
M ath Minutes	8
A nswer Key	108





Minute 1

Name _____

Write how many shapes there are.

1. ☆☆☆☆ _____

2. ○○○○○○○○ _____

Draw what comes next in the pattern.

3. ○△○△○ _____

4. □♥□♥ _____









5. Draw 3 cookies.


6. Draw 5 apples.

7. Draw a box around the first shape. ○ □ △ ◇ ◻

8. Draw a circle around the third shape.

Draw an X over the one that does not belong.

9.  A  B  C  D
10.  A  B  C  D



Minute 3

Name _____

Write the number.

1.  = _____

2. one = _____

Draw what comes next in the pattern.

3. ○ ○ ▷ ○ ○ ▷ ○ _____

4. □ ▽ ▽ □ ▽ _____

5. Draw 8 legs on the spider. 6. Draw 12 legs on the caterpillar.



7. The letter _____ is first.

L	E	A	R	N
1st	2nd	3rd	4th	5th

8. The letter _____ is third.

Write the missing number.

9. 1, 2, _____, 4, 5, 6

10. 5, 6, 7, _____, 9